

BRIEF INFORMATION

Multifunction light DuraLED Combi – Program extension

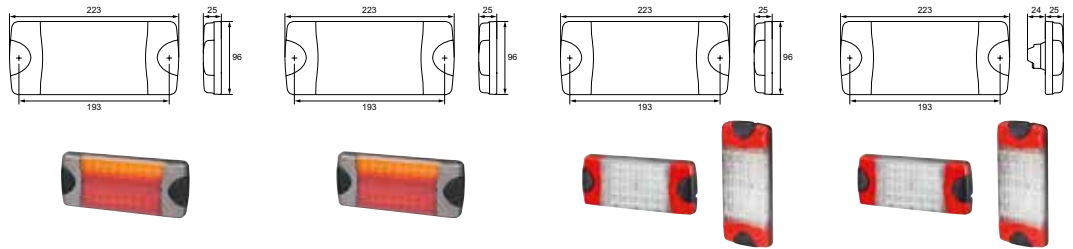
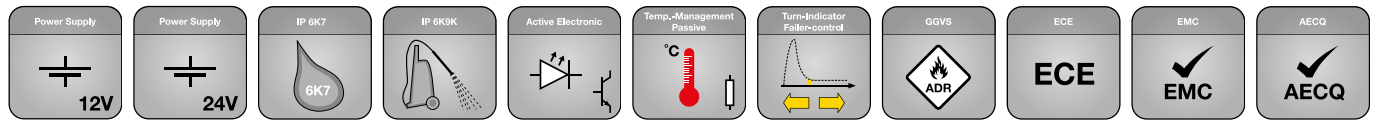
- Maintenance-free, fully hermetically sealed, shock-resistant and lastingly UV-resistant
- Slim design with an installation height of just 25 mm
- Dual-voltage 12/24 V

PRODUCT FEATURES



- Lens optionally made of Grilamid (a premium polyamide "made in Switzerland")
- With and without reflex reflector
- With cable or now also with integrated DEUTSCH connector
- With and without indicator failure control, compatibility according to ISO 13207-1
- Models for horizontal or vertical mounting
- Tested to IP 6K7 and IP6K9K
- Protected from voltage spikes
- Polarity reversal protection ensures no damage to the light if the poles are incorrectly contacted

RANGE OVERVIEW

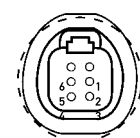


Technical Data	NEW: 2VA 980 710-061	NEW: 2VA 980 710-301	NEW: 2SD 980 613-211 Successor to 2SD 959 050-401 now with an installation height of just 25 mm	NEW: 2SD 980 602-211
Dimensions	223 x 96 x 25 mm	223 x 96 x 25 mm	223 x 96 x 25 mm	223 x 96 x 25 mm (+ 24 mm for connector)
Type approval	ECE 5882, GGVs / ADR		ECE 5883, GGVs / ADR	
Functions	Stop light = 8 red LEDs (4 LEDs with reduced light output for tail light), indicator = 8 amber LEDs, with reflex reflector		Stop light = 18 red LEDs (6 LEDs with reduced light output for tail light), indicator = 12 amber LEDs (Additional parking light on 2SD 980 602-211)	
Lens colour	Red/amber, ends decorated in metallic grey		Glass-clear, ends decorated in red	
Connection	with 2,500 mm cable		with 2,500 mm cable	With integrated 6-pole DEUTSCH connector (required mating connector DT 06-6S)
Mounting position	Horizontal		Horizontal and vertical	
Failure control	-	Yes (compatible with ISO 13207-1)	Yes (compatible with ISO 13207-1)	Yes (compatible with ISO 13207-1, pin 4)
Specification	HELLA Norm 67101 classes 2.2, 3.2, 4.1, 5.1, 6.1, 7.1 and 7.2 Agro plus		HELLA Norm 67101 classes 2.2, 5.1, 6.1, 7.2, 8.1 and 11.2 Community plus	
Operating voltage	12 V / 24 V DC	24 V DC	12 V / 24 V DC	
Voltage spike protection	5,000 W TVS (corresponds to ISO 7637 pulse 5a)		5,000 W TVS (corresponds to ISO 7637 pulse 5a)	
Polarity reversal protection	Yes (to -1,000 V)		Yes (to -1,000 V)	
Operating temperature	Not in operation = +65°, -40°, in operation = +50°		Not in operation = +65°, -40°, in operation = +50°	
Degree of protection	IP 6K7 / IP 6K9K		IP 6K7 / IP 6K9K	
EMC approval	ECE-R10 04 2900		ECE-R10 04 2901	
Attachment	Two reinforcement bushes with Ø 6.2 mm hole are included. For screws up to M6 or self-tapping screws			

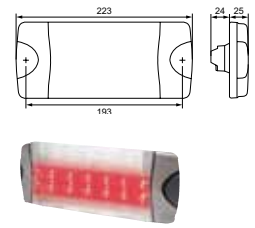
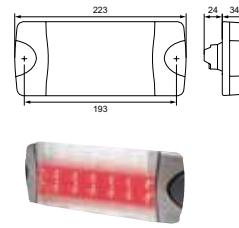
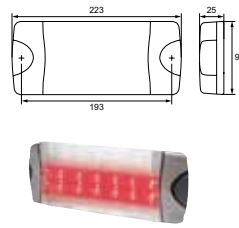
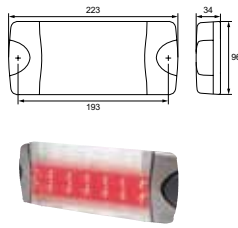
Power consumption	NEW: 2VA 980 710-061	NEW: 2VA 980 710-301	NEW: 2SD 980 613-211	NEW: 2SD 980 602-211
Tail light	1 W	1 W	1 W	1 W
Stop light	4 W	4 W	5 W	5 W
Indicator	4 W	4 W	5 W	5 W
Parking light	-	-	-	1 W

Wire colours	NEW: 2VA 980 710-061	NEW: 2VA 980 710-301	NEW: 2SD 980 613-211
Earth	White	White	White
Tail light	Brown	Brown	Brown
Stop light	Red	Red	Red
Indicator	Blue	Blue	Blue

Pin assignment



- Pin 1 Tail light
- Pin 2 Stop light
- Pin 3 Indicator
- Pin 4 Indicator ISO 13207-1
- Pin 5 Earth
- Pin 6 Parking light



Technical Data	2SK 980 603-503	2SK 980 613-501 New: only 25 mm installation height	2SK 980 615-001	2SK 980 602-501 New: only 25 mm installation height
Dimensions	223 x 96 x 34 mm	223 x 96 x 25 mm	223 x 96 x 34 mm (+24 mm for connector)	223 x 96 x 25 mm (+24 mm for connector)
Type approval	ECE 5870, GGVS / ADR	ECE 5894, GGVS / ADR	ECE 5870, GGVS / ADR	ECE 5894, GGVS / ADR
Functions	Tail/stop light = 12 red LEDs Indicator = 12 amber LEDs Back-up light = 6 white LEDs	Tail/stop light = 6 red LEDs Indicator = 6 amber LEDs Back-up light = 6 white LEDs	Tail/stop light = 12 red LEDs Indicator = 12 amber LEDs Back-up light = 6 white LEDs	Tail/stop light = 6 red LEDs Indicator = 6 amber LEDs Back-up light = 6 white LEDs
Lens colour	Glass-clear, ends decorated in metallic grey		Glass-clear, ends decorated in metallic grey	
Connection	with 2,500 mm cable		With integrated 6-pole DEUTSCH connector (required mating connector DT 06-6S)	
Mounting position	Horizontal		Horizontal	
Failure control	-	Yes (compatible with ISO 13207-1)	-	Yes (compatible with ISO 13207-1)
Specification	HELLA Norm 67101 classes 2.2, 5.1, 6.1, 7.2, 8.1 and 11.2 Community plus		HELLA Norm 67101 classes 2.2, 5.1, 6.1, 7.2, 8.1 and 11.2 Community plus	
Operating voltage	12 V / 24 V DC	24 V DC	12 V / 24 V DC	24 V DC
Voltage spike protection	5,000 W TVS (corresponds to ISO 7637 pulse 5a)		5,000 W TVS (corresponds to ISO 7637 pulse 5a)	
Polarity reversal protection	Yes (to -1,000 V)		Yes (to -1,000 V)	
Operating temperature	Not in operation = +65°, -40°, in operation = +50°		Not in operation = +65°, -40°, in operation = +50°	
Degree of protection	IP 6K6 / IP6K7		IP 6K7 / IP 6K9K	
EMC approval	ECE-R10 04 0958	ECE-R10 04 2912	ECE-R10 04 0958	ECE-R10 04 2912
Attachment	Two reinforcement bushes with Ø 6.2 mm hole are included. For screws up to M6 or self-tapping screws			

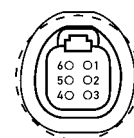
Power consumption

Tail light	1 W	1 W	1 W	1 W
Stop light	5 W	3 W	5 W	3 W
Indicator	4 W	3 W	4 W	3 W
Back-up light	3 W	3 W	3 W	3 W
Parking light	-	-	1 W	1 W

Wire colours

Earth	White
Tail light	Brown
Stop light	Red
Indicator	Green
Back-up light	Pink

Pin assignment



- Pin 1 Tail light
- Pin 2 Stop light
- Pin 3 Indicator
- Pin 4 Back-up light
- Pin 5 Earth
- Pin 6 Parking light

LED LIGHTING TECHNOLOGY

Direction indicator failure control

The indicator function is monitored using electronics within the light. As specified in ISO 13207-1, a signal is generated within the light which indicates it to be "OK". The electronics within the light also detect if components, LEDs or indicator functions are defective, and then suppress the "OK signal".

The vehicle electric systems on more recent trucks are compatible with LED lights equipped according to ISO 13207-1.

The following ballasts or LED flasher units cover almost every other usage scenario:

5DS 009 552-...

5DS 009 602-...

4DW 009 492-...

The individual light functions may only be operated with a vehicle-mounted fuse of max. 3 A. Operation of the light with AC voltage or synchronised DC voltage is NOT permitted!

FUNCTION OPTIONS

